

Message

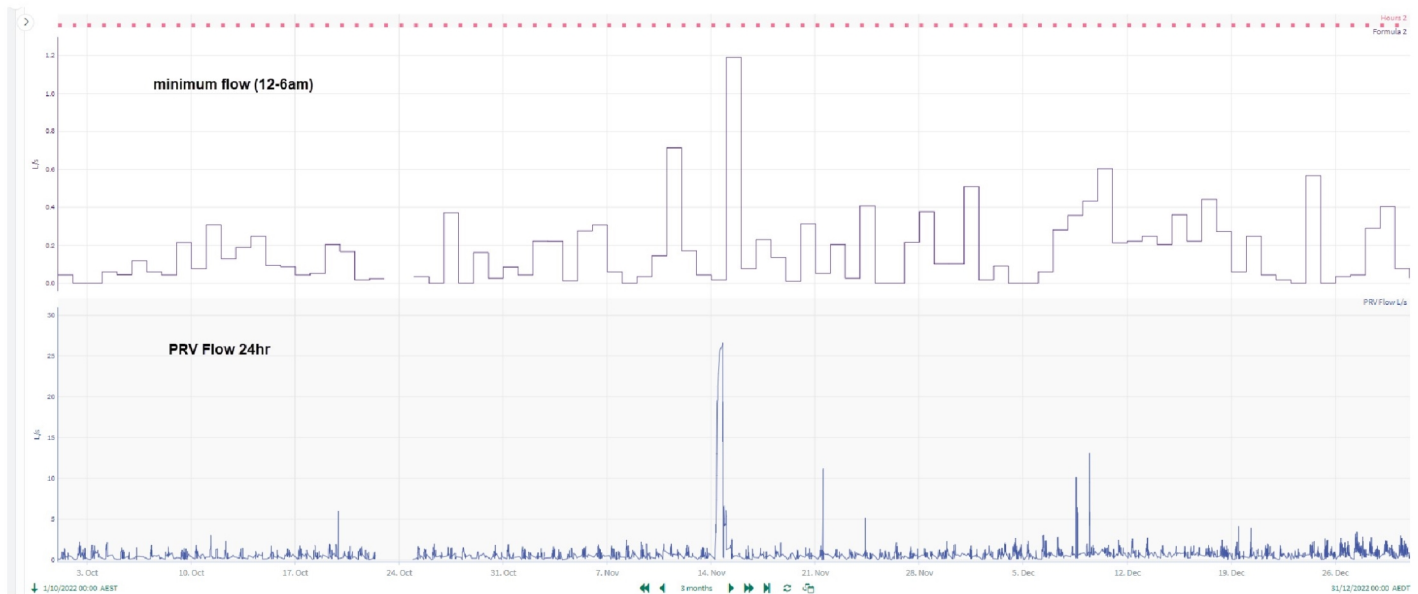
From: Lloyd, Tim [Tim.Lloyd@sew.com.au]
Sent: 22/01/2025 6:29:05 PM
To: Hook, John [John.Hook@sew.com.au]; Ramamurthy, Perna [Perna.Ramamurthy@sew.com.au]; Swain, Charles [Charles.Swain@sew.com.au]
CC: McClurg, Ben [Ben.Mcclurg@sew.com.au]
Subject: RE: Night flow analysis

Sorry, ignore last email, I see you have sent it already, thank you.

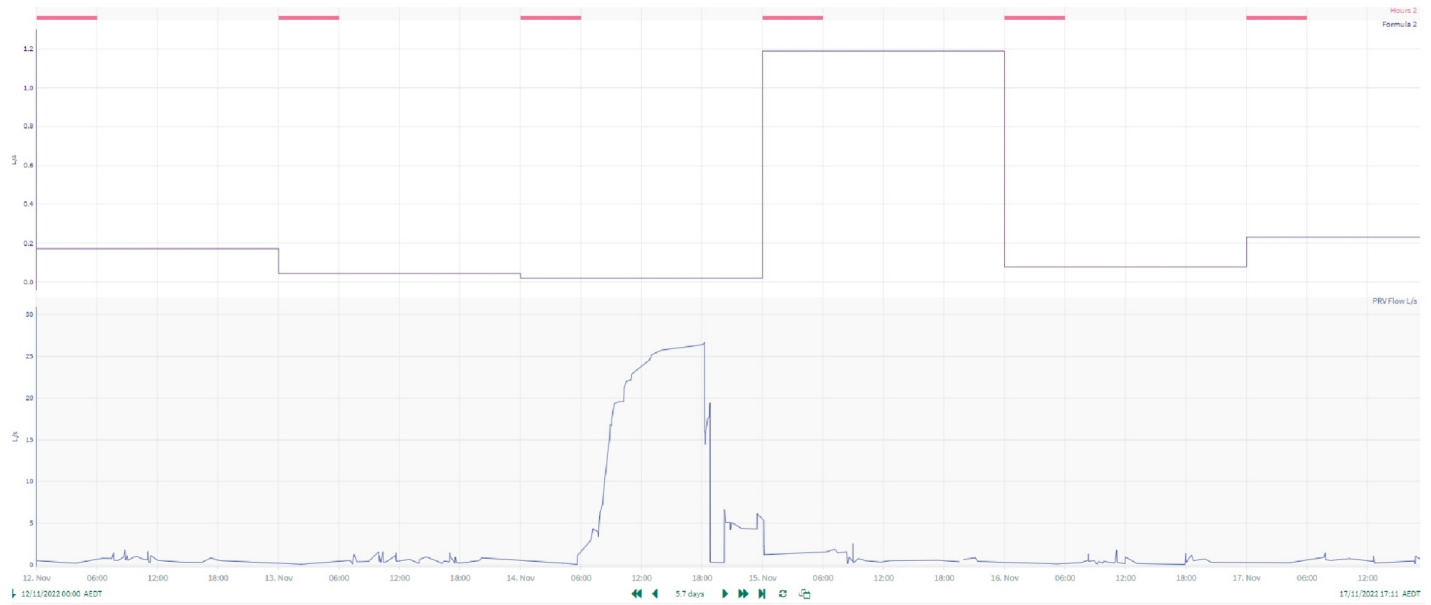
From: Hook, John <John.Hook@sew.com.au>
Sent: Wednesday, 22 January 2025 10:56 AM
To: Lloyd, Tim <Tim.Lloyd@sew.com.au>; Ramamurthy, Perna <Perna.Ramamurthy@sew.com.au>
Cc: McClurg, Ben <Ben.Mcclurg@sew.com.au>
Subject: RE: Night flow analysis

Hi Tim/Perna,

Sorry there was an issue w/ the prior chart although it shows a similar story.



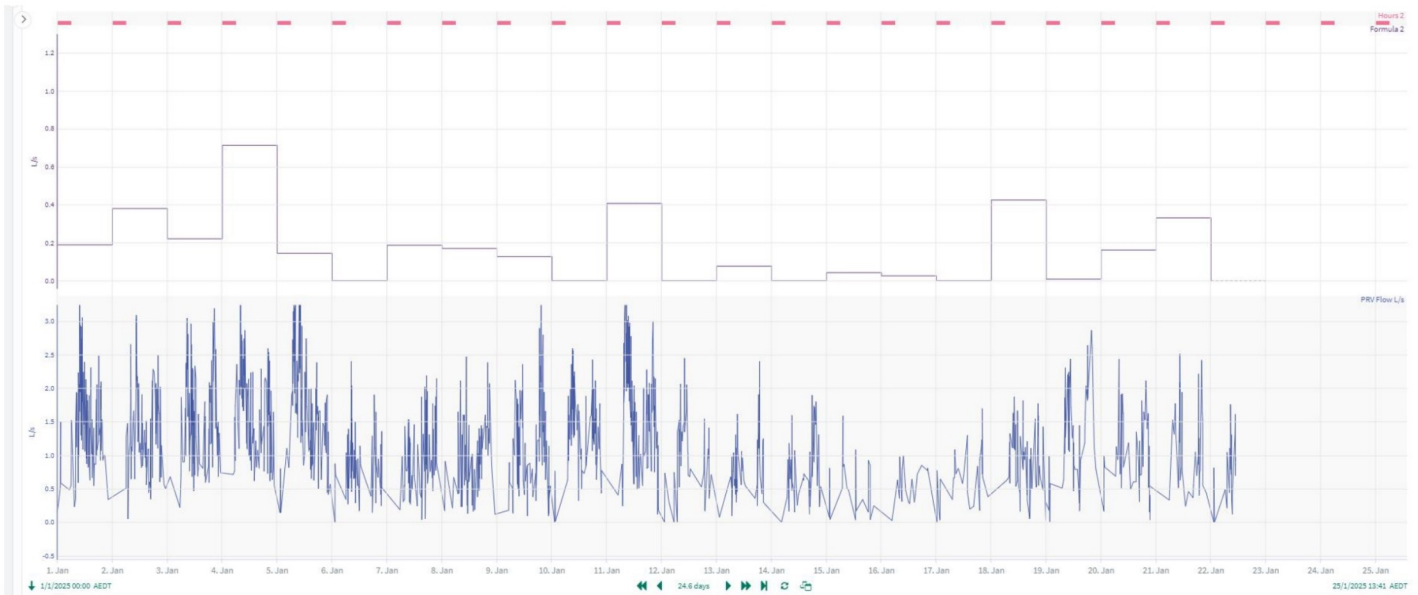
The 14/11/22 is the most significant event w/ what looks like a burst from 0600-1900 followed by flushing and a high than usual night flow following



Re mark-up #2 there's a steady increase in MNF from 6th-10th December and some smaller than above high flow events during the day.



2025



above can be viewed here

<https://sew.seeq.site/view/0EFD6DE1-D6C5-FF20-9AC5-BD832801E082>

Thanks
John

From: Lloyd, Tim <Tim.Lloyd@sew.com.au>

Sent: Tuesday, 21 January 2025 5:41 PM

To: Ramamurthy, Prerna <Prerna.Ramamurthy@sew.com.au>; Hook, John <John.Hook@sew.com.au>; Swain, Charles <Charles.Swain@sew.com.au>

Subject: RE: Night flow analysis

In fact, ignore that request., I have a list of work from Charles that doesn't show anything that aligns to 2 and 3. Any speculation on what 3 could be?

From: Lloyd, Tim

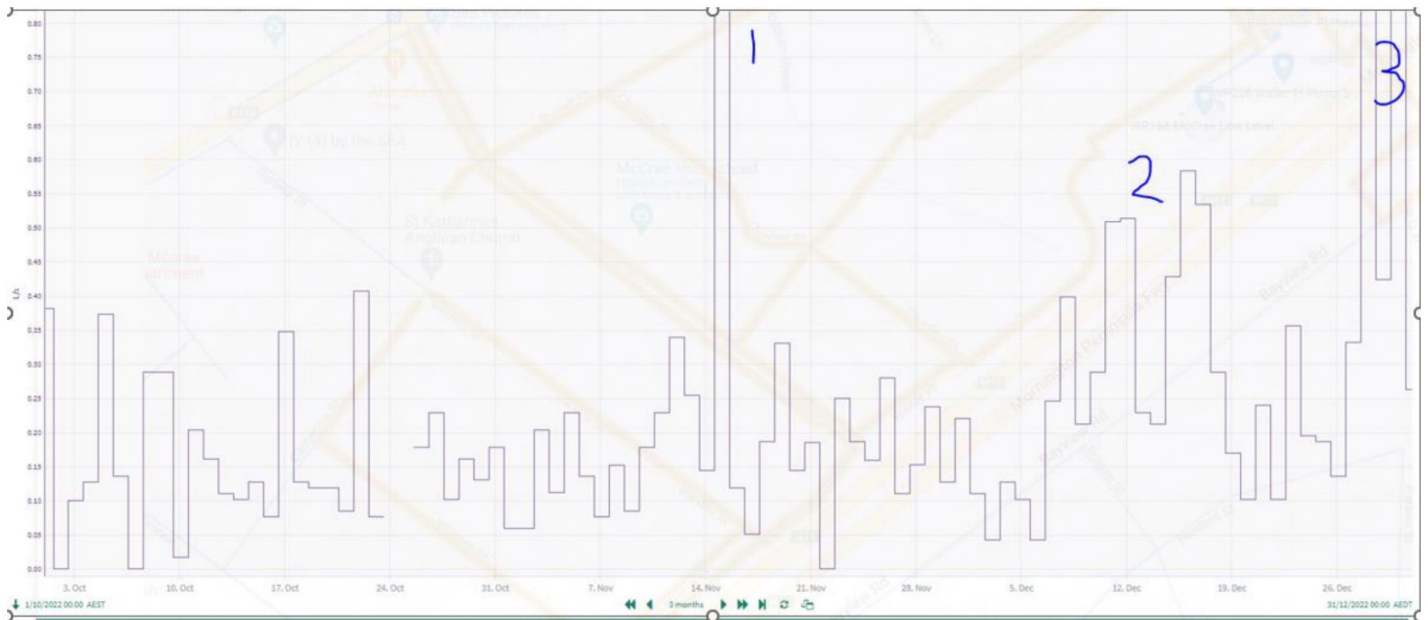
Sent: Tuesday, 21 January 2025 5:16 PM

To: Ramamurthy, Prerna <Prerna.Ramamurthy@sew.com.au>; Hook, John <John.Hook@sew.com.au>; Swain, Charles <Charles.Swain@sew.com.au>

Subject: RE: Night flow analysis

Thanks for this, very useful. Sorry to be a pain but can I see a scaled chart showing the full extent of the peaks, they are lopped off in the chart below. Do the peaks 1, 2 and 3 tie in with any reported leaks? If so, No 1 shows (cant see the peak) a burst that's repairs quick. 2 looks like it could be exaggerated use, but does that line up with any reported leak, it is still below 1l/s thou? 3 again looks quite it would extend up high but cant see the peak, again it seems to drop to normal quite quickly.

Thanks
Tim



Thank you.

From: Ramamurthy, Prerna <Prerna.Ramamurthy@sew.com.au>

Sent: Tuesday, 21 January 2025 4:57 PM

To: Lloyd, Tim <Tim.Lloyd@sew.com.au>

Subject: FW: Night flow analysis

Hi Tim,

Please see info below.

Thanks,

Prerna

From: Ramamurthy, Prerna <Prerna.Ramamurthy@sew.com.au>

Sent: Tuesday, 21 January 2025 9:32 AM

To: Hook, John <John.Hook@sew.com.au>

Cc: Gava, Giuliano <Giuliano.Gava@sew.com.au>

Subject: RE: Night flow analysis

Thanks John,

I should have been clearer in my request, what I am seeking is 4 separate graphs for the following periods:

1 Oct 2022 to 31 Oct 2022

1 Nov 2022 to 30 Nov 2022

1 Dec 2022 to 31 Dec 2022

1 Jan 2025 to 20 Jan 2025

Could you please get them at the earliest.

Kind regards,

Prerna

From: Hook, John <John.Hook@sew.com.au>
Sent: Monday, 20 January 2025 5:16 PM
To: Ramamurthy, Prerna <Prerna.Ramamurthy@sew.com.au>
Subject: RE: Night flow analysis

Hi, Prerna,

See attached email from Nico - this had already been looked at.
Thanks
John

From: Gava, Giuliano <Giuliano.Gava@sew.com.au>
Sent: Monday, 20 January 2025 5:04 PM
To: Ramamurthy, Prerna <Prerna.Ramamurthy@sew.com.au>; Gent, Carl <Carl.Gent@sew.com.au>; McClurg, Ben <Ben.Mcclurg@sew.com.au>; Hook, John <John.Hook@sew.com.au>
Cc: McCreesh, Declan <Declan.McCreesh@sew.com.au>
Subject: RE: Night flow analysis

Hi Prerna,

I have cc'd John and ben into your email as Carl is on leave today.

Regards
Giuliano

From: Ramamurthy, Prerna <Prerna.Ramamurthy@sew.com.au>
Sent: Monday, 20 January 2025 4:52 PM
To: Gent, Carl <Carl.Gent@sew.com.au>
Cc: Gava, Giuliano <Giuliano.Gava@sew.com.au>; McCreesh, Declan <Declan.McCreesh@sew.com.au>
Subject: Night flow analysis

Hi Carl,

Thank you for providing the info to Dec earlier.

Could you please provide us the nightline consumption levels for October, November, December 2022 and January 2023 for that McCrae supply zone please? Would it be possible to get it by lunchtime tomorrow.

Kind regards,

Prerna Ramamurthy
Group Manager - Maintenance



WatersEdge 101 Wells Street
Frankston VIC 3199

T +613 9552 3778

M PI



South East Water proudly acknowledges the Traditional Owners of the land on which we work and live, and pay respect to their Elders past, present and emerging. We acknowledge their songlines, cultural lore and continuing connection to the land and water. We recognise and value the rich cultural heritage and ongoing contributions of Aboriginal people and communities to our society in Victoria.